


# Supplies Usage

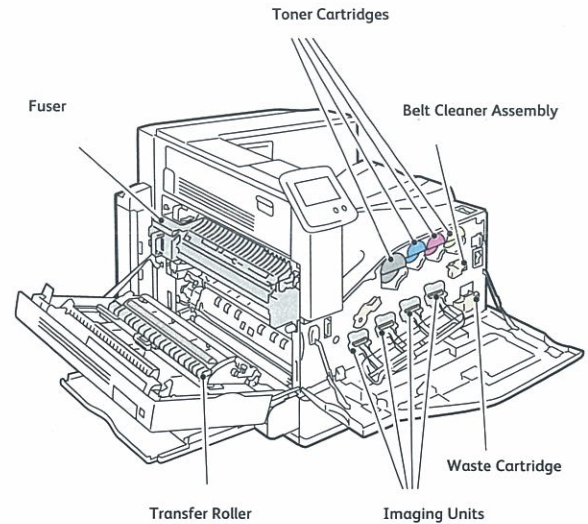
Supplies Support: [www.xerox.com/office/supplies](http://www.xerox.com/office/supplies)

## Consumables

### Toner Cartridges

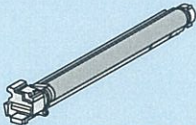


<b>Black</b>	Date Installed: Reorder: Estimated Pages Remaining: (This cartridge's average coverage: 6 %)	Aug 11, 2016 106R01573 16000 - 18400	Life Remaining 100 % 50 % 0 %
9CB			
<b>Cyan</b>	Date Installed: Installed: Reorder High Capacity: Reorder Standard Capacity: Cartridge Status:	Jul 31, 2018 Xerox® High Capacity 106R01570 106R01624 Full	Life Remaining 100 % 50 % 0 %
149			
<b>Magenta</b>	Date Installed: Installed: Reorder High Capacity: Reorder Standard Capacity: Estimated Pages Remaining: (This cartridge's average coverage: 12 %)	Jun 7, 2016 Xerox® High Capacity 106R01571 106R01626 4900 - 6700	Life Remaining 100 % 50 % 0 %
5C2			
<b>Yellow</b>	Date Installed: Installed: Reorder High Capacity: Reorder Standard Capacity: Estimated Pages Remaining: (This cartridge's average coverage: 11 %)	May 31, 2016 Xerox® High Capacity 106R01572 106R01625 5400 - 7200	Life Remaining 100 % 50 % 0 %
63F			



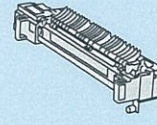
## Routine Maintenance Items

### Imaging Units



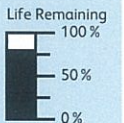
<b>1</b>	Reorder: Date Installed: Estimated Pages Remaining: (Average Job Size: > 4)	106R01582 Jul 2, 2013 91700 - 96700	Life Remaining 100 % 50 % 0 %
1276A			
<b>2</b>	Reorder: Date Installed: Estimated Pages Remaining: (Average Job Size: > 4)	106R01582 Jul 2, 2013 101900 - 106900	Life Remaining 100 % 50 % 0 %
11831			
<b>3</b>	Reorder: Date Installed: Estimated Pages Remaining: (Average Job Size: > 4)	106R01582 Jul 2, 2013 100400 - 105400	Life Remaining 100 % 50 % 0 %
11831			
<b>4</b>	Reorder: Date Installed: Estimated Pages Remaining: (Average Job Size: > 4)	106R01582 Jul 2, 2013 90300 - 95300	Life Remaining 100 % 50 % 0 %
14D3E			

### Fuser




10FD2

Reorder: 115R00073 (110V)  
Date Installed: 115R00074 (220V)  
Aug 14, 2013




### Belt Cleaner Assembly




6A39A5

Reorder: 108R01036  
Date Installed: Aug 14, 2013

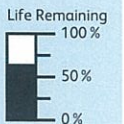


### Transfer Roller

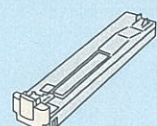


6A39A5

Reorder: 108R01053  
Date Installed: Aug 14, 2013



### Waste Cartridge



Reorder: 108R00982

OK





# Configuration Report

## General Information

### Machine Information

Machine Name: Phaser 7800  
Page Count: 36618  
Total Impressions: 36663  
Startup Page: On  
Serial Number: AT1231178  
System Software: 081.150.102.23300  
Installed RAM: 2048 MB  
Hard Disk: 160.00 GB total, 148.15 GB free  
Finisher: Not Installed  
System Timeout: 1 minute  
Time Zone: (GMT +02:00), Helsinki, Kiev, Riga, Sofia  
Machine Temperature: 21° C / 69° F  
Machine Humidity: 51 %  
Metered Toner: Off  
Activation Date: Aug 14, 2013

### Machine Upgrades

On  
Last Successful Upgrade: Not Set

### Energy Saver

On  
Low Power Mode Timeout: 15 minutes  
Sleep Mode Timeout: 45 minutes

### Defaults

Paper Color: Green  
Paper Type: Plain  
2-Sided Printing: Two-Sided (long-edge)  
Output Color: Color  
Collated Sets: On  
Output Tray: Automatic

### Support Information

SysAdmin Contact: System  
Machine Location: machine  
Customer Support: [www.xerox.com/office](http://www.xerox.com/office)  
Service Support: [www.xerox.com/office/support](http://www.xerox.com/office/support)  
Supplies Support: [www.xerox.com/office/supplies](http://www.xerox.com/office/supplies)  
Customer Asset Tag: Not Set  
Xerox Asset Tag: Not Set

### PostScript

Adobe® PostScript® 3™: 3017.102 (1)  
Fonts Available: 175 fonts, 9 TrueType®  
Sys/Start Job: Off  
Print Quality: Enhanced  
Color Correction: Euroscale Press  
Error Information: Off

### PCL 6®

Fonts Available: 94  
Font: Courier(0)  
Pitch: 10  
Point Size: 12  
Symbol Set: ISO 8859-1 Latin 1(0N)  
Orientation: Portrait

Form Length: 60  
Line Termination: On  
Wide A4: Off

### Trays

Tray 1: Custom (320 x 460 mm), Extra Heavyweight Cardstock, Yellow  
Tray 2: A4 (210 x 297mm), Plain, Green  
Tray 3: Custom (297 x 420 mm), Plain, Green  
Tray 4: SRA3 (320 x 450mm), Plain, Green  
Tray 5: SRA3 (320 x 450mm), Cardstock, Goldenrod

Tray 1 Mode: Dedicated  
Tray 2 Mode: Dedicated  
Tray 3 Mode: Fully Adjustable  
Tray 4 Mode: Fully Adjustable  
Tray 5 Mode: Fully Adjustable

Tray 1 Auto Select: On  
Tray 2 Auto Select: On  
Tray 3 Auto Select: Off  
Tray 4 Auto Select: Off  
Tray 5 Auto Select: Off

Tray 1 Priority: 1  
Tray 2 Priority: 1  
Tray 3 Priority: 2  
Tray 4 Priority: 3  
Tray 5 Priority: 4

Tray 1 Prompt: 30 seconds  
Tray 2-5 Prompt: 30 seconds

Letter/A4 Substitution: On  
Paper Size Preference: Millimeters  
Measurement Units: Millimeters  
Information Pages Source: Automatic

## Connectivity Protocols

USB 2.0 Off

### Ethernet®

MAC Address: 9C:93:4E:00:E3:CB  
Speed/Duplex Setting: 1 Gbps Full-Duplex

### TCP/IPv4

On  
IP Address: 192.168.2.195  
Subnet Mask: 255.255.255.0  
Router/Gateway: 192.168.2.1  
Automatic Addressing: Static  
Self Assigned Address State: On  
Self Assigned Address: 169.254.8.53

# Configuration Report

## TCP/IPv6 On

Link Local Address:  
Use Router Supplied Prefix:  
On  
Stateless Global Address 1:  
::  
Manual Address: Not Set  
DHCP Addressing: Use DHCP as directed by a router  
DHCP Address: Not Set  
Default Gateway: ::  
Prefer IPv6 DNS over IPv4:  
On

## DNS

Requested Host Name: XRX9C934E00E3CB  
Verified Host Name:  
Requested Domain Name:

Verified Domain Name:

Multicast DNS: On  
Dynamic DNS IPv4: Off  
Release IPv4 Registration:  
Off  
Release IPv6 Registration:  
Off  
Primary DNS Server:  
Connection Timeout: 5 seconds  
Append Device Domain:  
On  
Append Parent Domains:  
Off  
Domain Search List:

## LPR/LPD On

Port Number: 515  
PDL Switching: Off  
PDL Banner Override: Off

## Raw IP Printing On

Port Number 1: 9100  
Bidirectional: Off  
End of Job Timeout: 300 seconds  
PDL Switching: Off

## SNMP

SNMP v1/v2c: On  
SNMP v3: Off

## HTTP On

Port Number: 80  
Secure HTTP (SSL): Off  
Proxy Server: Off  
IPP Network Path: http://192.168.2.195:80

## Web Service for Machines

On  
WS-Discovery: On  
WS-Discovery Multicast:  
On  
WS-Print: On

## SMTP

SMTP Server: Not Set  
E-mail Address: Not Set  
Credentials for Auto E-mails:  
None

## NTP

On  
Primary Server: 0.0.0.0  
Alternate Server: 0.0.0.0

## SLP

Off

## SSDP

Off

To disable the Startup Page, on the printer control panel select  
Printer > Tools > Setup > General Settings > Startup Page.  
Select "Off", then press the "OK" button.